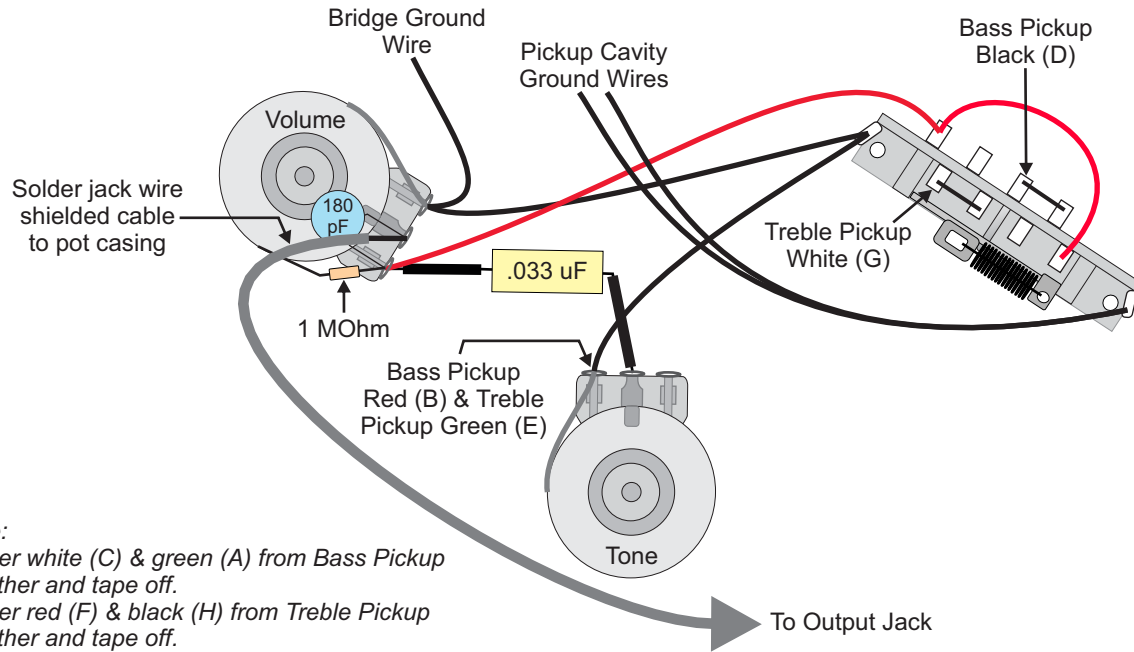
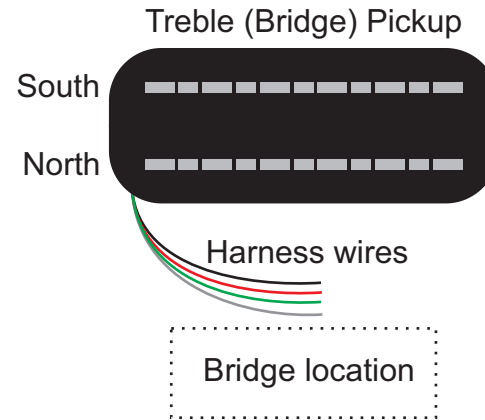
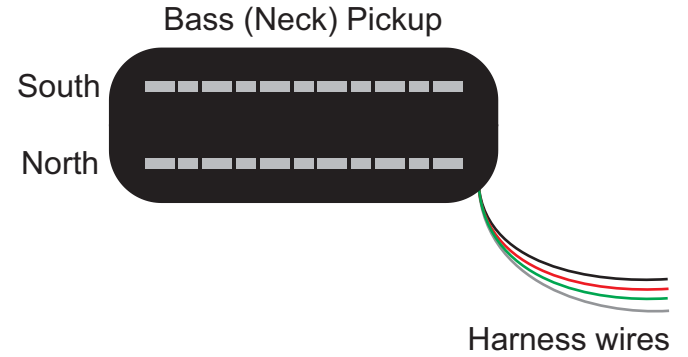


Model:  
PRS NF53

Note Pickup shape is just for reference.  
All pickups using this diagram shall be oriented in this manner.



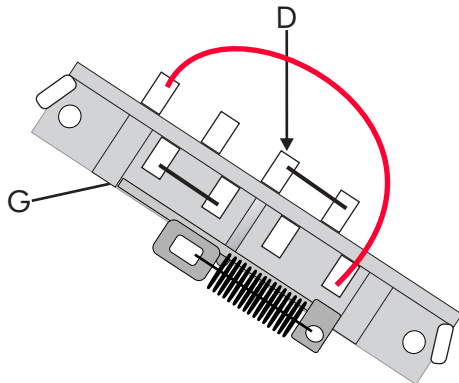
Note:  
Solder white (C) & green (A) from Bass Pickup together and tape off.  
Solder red (F) & black (H) from Treble Pickup together and tape off.



Bass Pickup Wires:    Treble Pickup Wires:

- |           |           |
|-----------|-----------|
| A - Green | E - Green |
| B - Red   | F - Red   |
| C - White | G - White |
| D - Black | H - Black |

3-way Pickup Selector Switch:



Operating Instructions

3-Way Blade Switch

- Position 1 (down) - Treble Pickup
- Position 2 (middle) - Treble and Bass Pickups
- Position 3 (up) - Bass Pickup