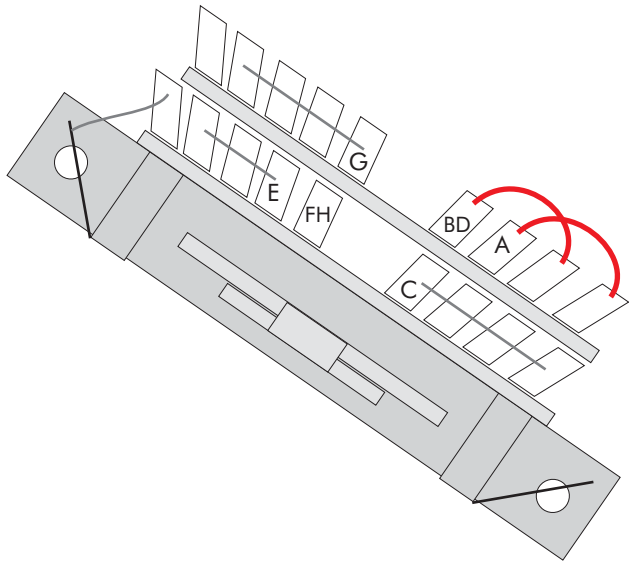
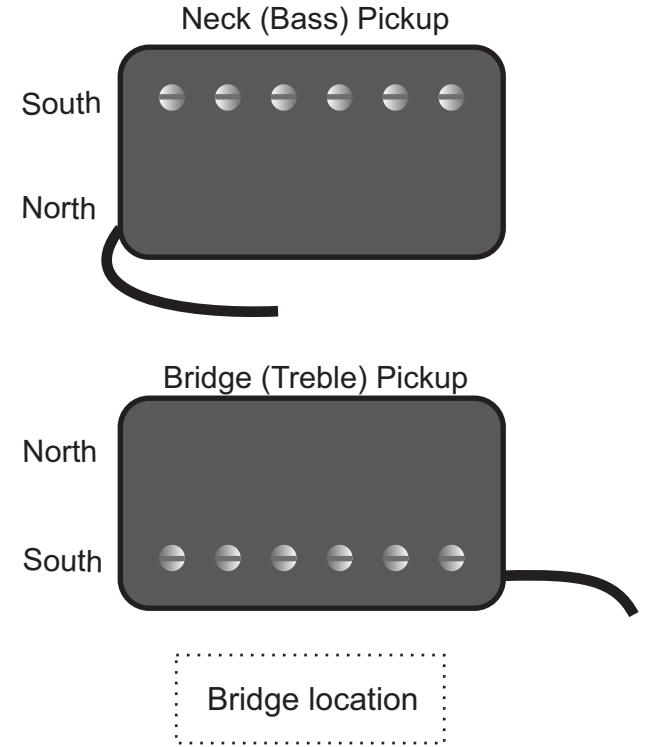
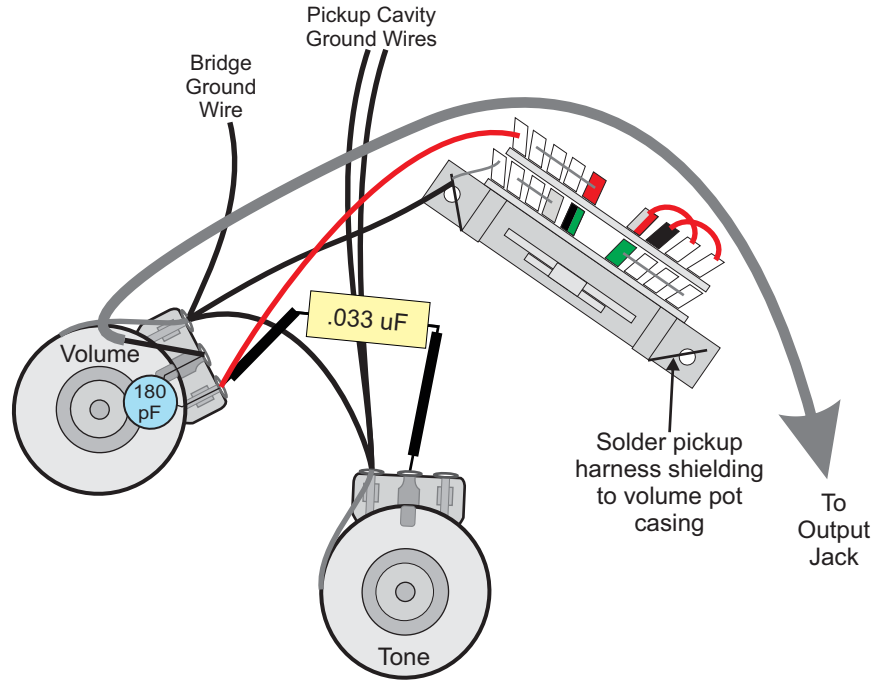


Model:  
PRS Dustie Waring

Note Pickup shape is just for reference.  
All pickups using this diagram  
shall be oriented in this manner.



Neck Pickup Wires:

- A - Black
- B - Red
- C - Green
- D - White

Bridge Pickup Wires:

- E - White
- F - Black
- G - Red
- H - Green

Operating Instructions

5-way blade pickup switch:

- Position 1 (down) - Treble Pickup
- Position 2 - Treble Humbucking Pickup and Bass Single Coil
- Position 3 - Treble and Bass Humbucking Pickups
- Position 4 - Treble Single Coil and Bass Single Coil
- Position 5 (up) - Bass Pickup