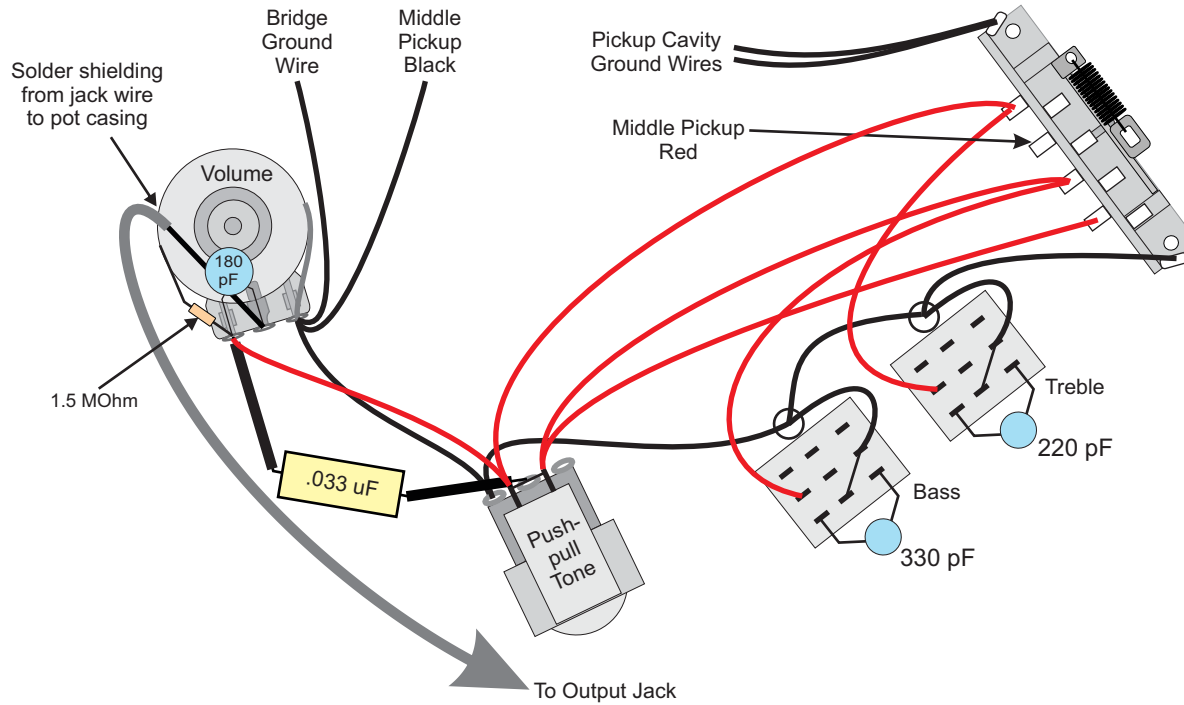
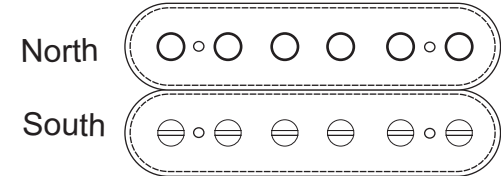


Model:  
PRS Modern Eagle V (pre-2024)



Note Pickup shape is just for reference.  
All pickups using this diagram shall be oriented in this manner.

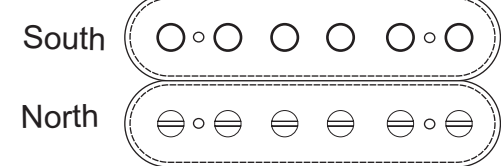
Bass (Neck) Pickup



Middle Pickup



Treble (Bridge) Pickup



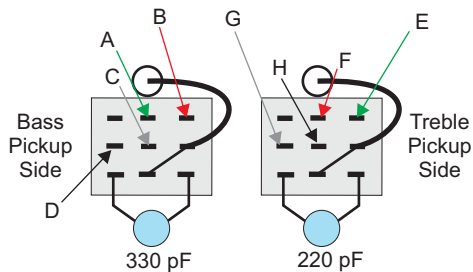
Bridge location

Bass Pickup Wires

- A - Green
- B - Red
- C - White
- D - Dearborn

Treble Pickup Wires

- E - Green
- F - Red
- G - Dearborn
- H - Black



Operating Instructions

5-Way Blade Switch

- Position 1 (down) - Treble Pickup
- Position 2 - Treble and Middle Pickups
- Position 3 (middle) - Middle Pickup
- Position 4 - Middle and Bass Pickups
- Position 5 (up) - Bass Pickup

Mini-Toggle Switches

- Down - Humbucker Mode
- Up - Single Coil Mode

Push-Pull Tone Pot

- Down - No changes
- Up - Adds Treble and Bass Pickups to Active Circuit and sends to output in addition to 5-way bladeswitch pickup selection(s)