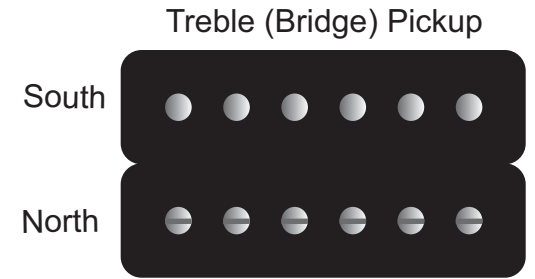
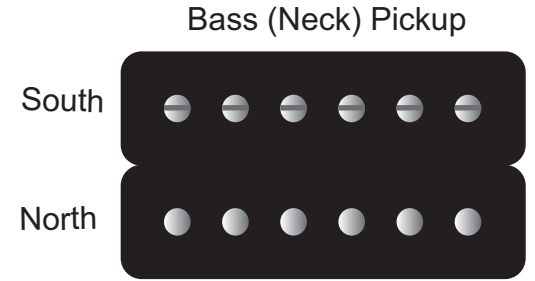
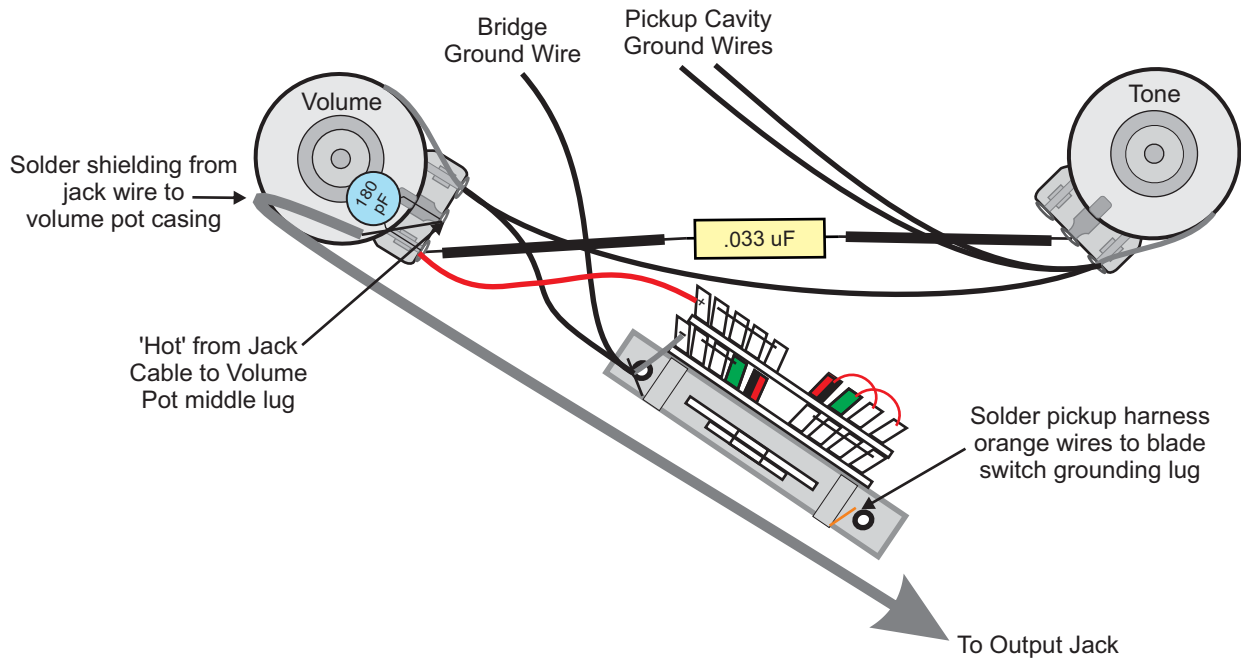


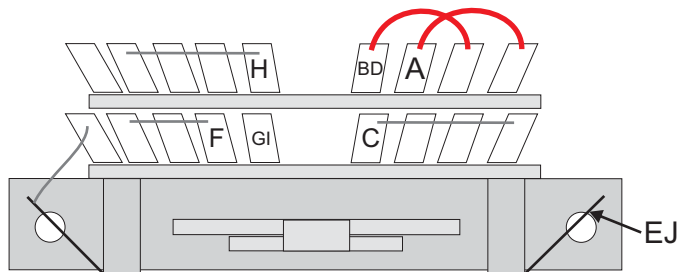
Model:  
 PRS Custom 24  
 PRS Custom 24 "Floyd"  
 PRS S2 Custom 24

Note: Pickup shape is just for reference.  
 All pickups using this diagram  
 shall be oriented in this manner.



Bridge location

5-way Pickup Selector Switch:



Bass Pickup Wires

- A - Green
- B - Red
- C - White
- D - Black
- E - Orange

Treble Pickup Wires

- F - Green
- G - Red
- H - White
- I - Black
- J - Orange

Operating Instructions

5-way blade pickup switch:

- Position 1 (down) - Treble Pickup
- Position 2 - Treble Humbucking Pickup and Bass Single Coil
- Position 3 - Treble and Bass Humbucking Pickups
- Position 4 - Treble Single Coil and Bass Single Coil
- Position 5 (up) - Bass Pickup