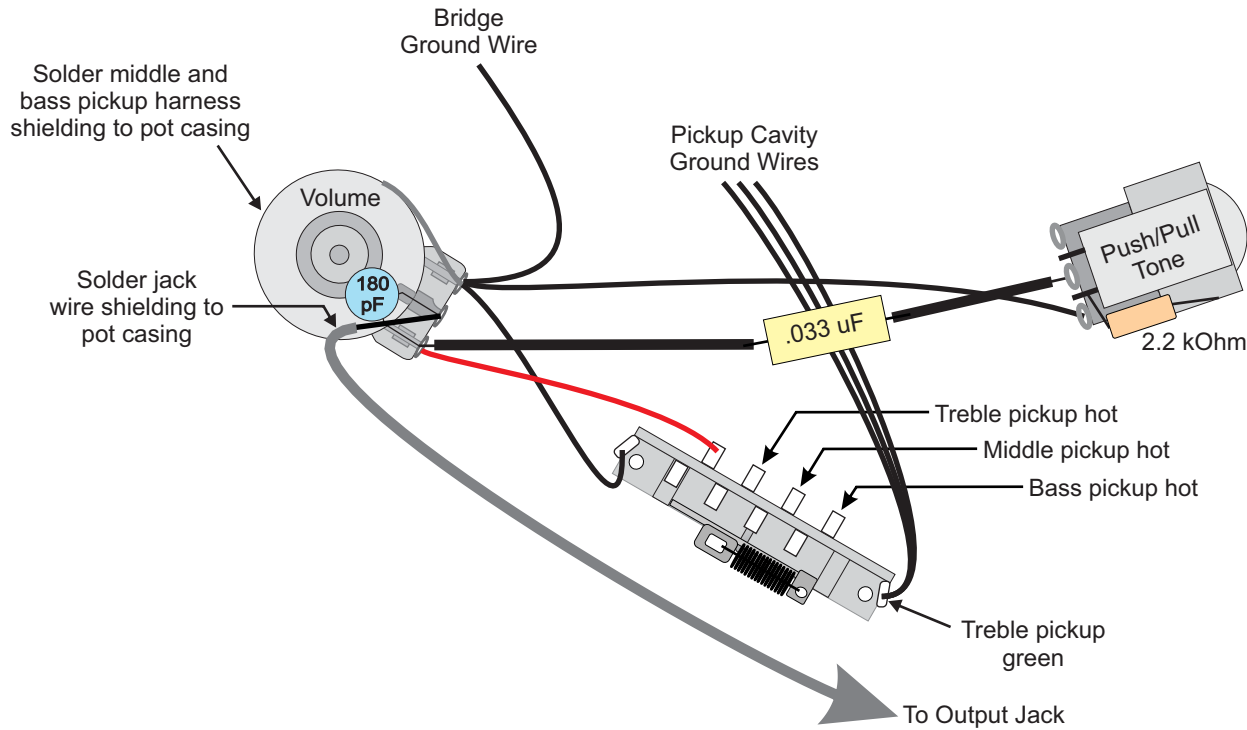



Model:
PRS Studio




Note Pickup shape is just for reference.
All pickups using this diagram
shall be oriented in this manner.

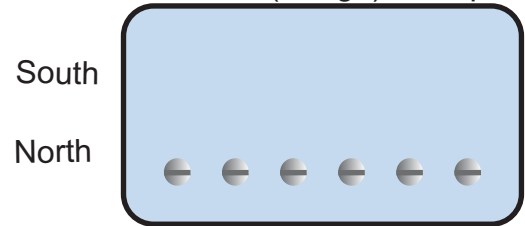
Bass (Neck) Pickup



Middle Pickup

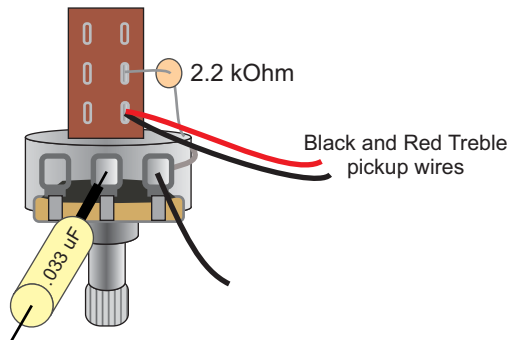


Treble (Bridge) Pickup



Bridge location

Push-pull Tone Pot:



Operating Instructions

5-Way Blade Switch

- Position 1 (down) - Treble Pickup
- Position 2 - Treble and Middle Pickups
- Position 3 - Middle Pickup
- Position 4 - Middle and Bass Pickups
- Position 5 (up) - Bass Pickup

Push-Pull Tone Pot

- Down - Humbucker Mode
- Up - Single Coil Model