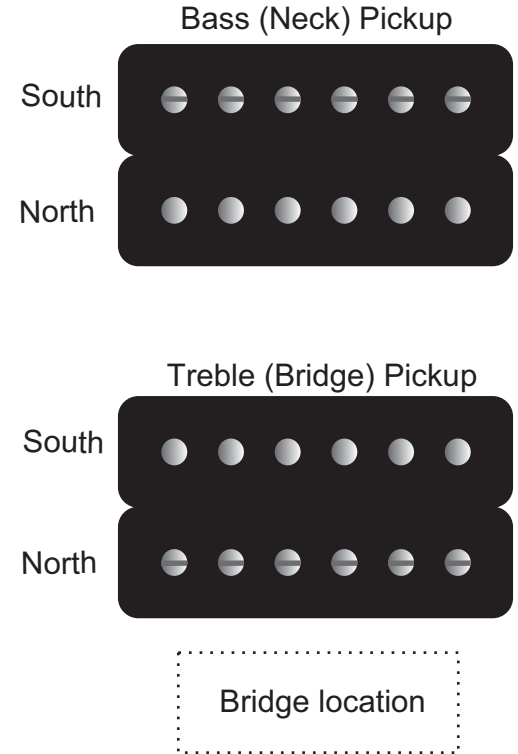
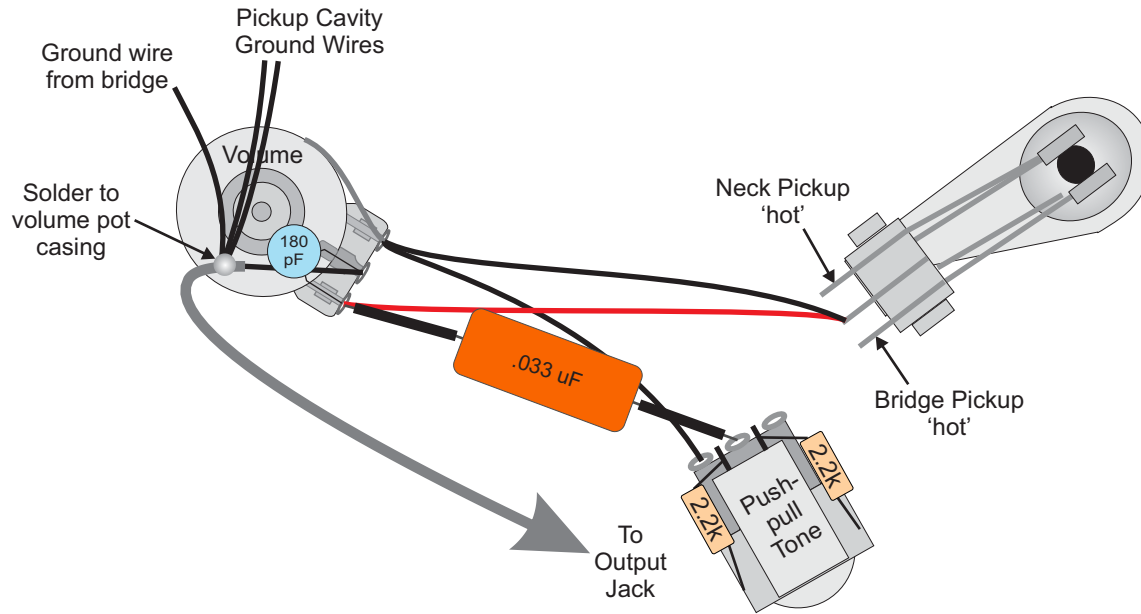
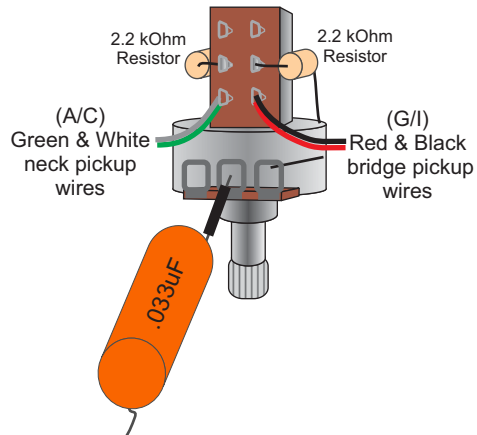


Model:
 PRS CE 24
 PRS CE 24 Semi-Hollow
 PRS CE 24 Standard

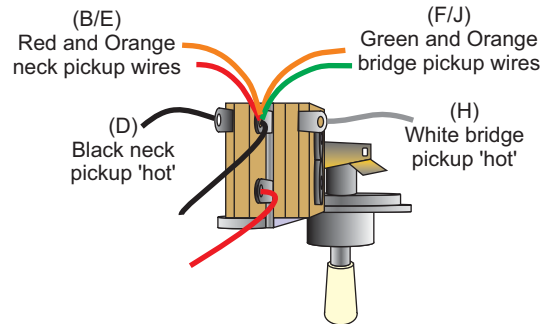
Note: Pickup shape is just for reference.
 All pickups using this diagram
 shall be oriented in this manner.



Push-pull Tone Pot:



3-way Pickup Selector Switch:



Neck Pickup Wires:

A - Green
 B - Red
 C - White
 D - Black
 E - Orange

Bridge Pickup Wires:

F - Green
 G - Red
 H - White
 I - Black
 J - Orange

Operating Instructions

3-way toggle pickup switch:

Position 1 (down) - Treble Pickup
 Position 2 - Treble and Bass Pickups
 Position 3 (up) - Bass Pickup

Push-Pull Tone Pot:

Down - Humbucker Mode
 Up - Single Coil Mode