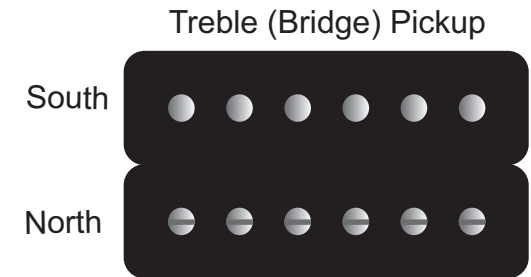
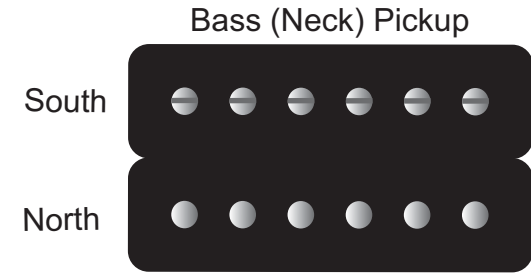
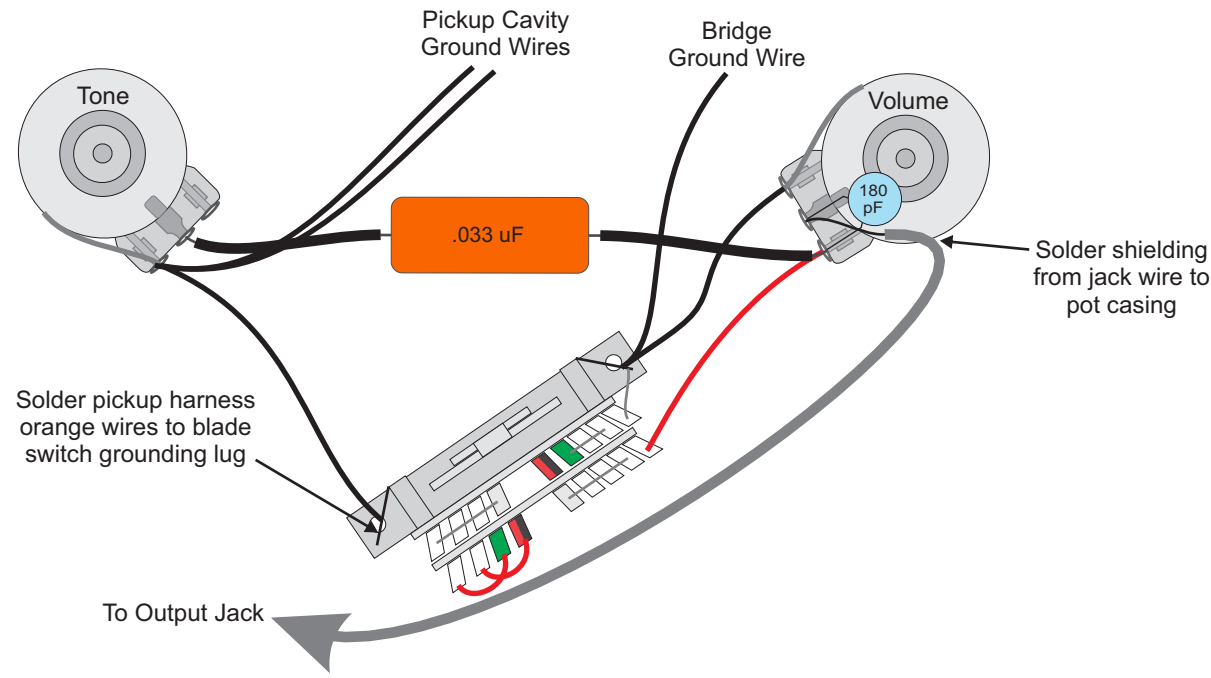


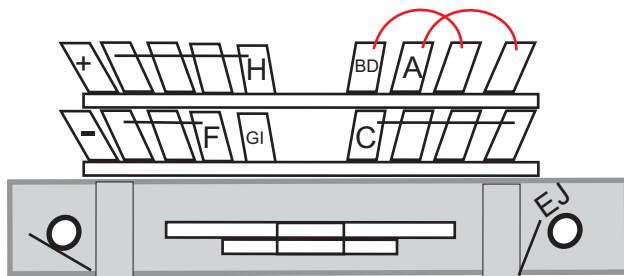
Model:
PRS Custom 24 Lefty

Note: Pickup shape is just for reference.
All pickups using this diagram
shall be oriented in this manner.



Bridge location

5-way Pickup Selector Switch:



Bass Pickup Wires

A - Green
B - Red
C - White
D - Black
E - Orange

Treble Pickup Wires

F - Green
G - Red
H - White
I - Black
J - Orange

Operating Instructions

5-way blade pickup switch:

- Position 1 (down) - Treble Pickup
- Position 2 - Treble Humbucking Pickup and Bass Single Coil
- Position 3 - Treble and Bass Humbucking Pickups
- Position 4 - Treble Single Coil and Bass Single Coil
- Position 5 (up) - Bass Pickup