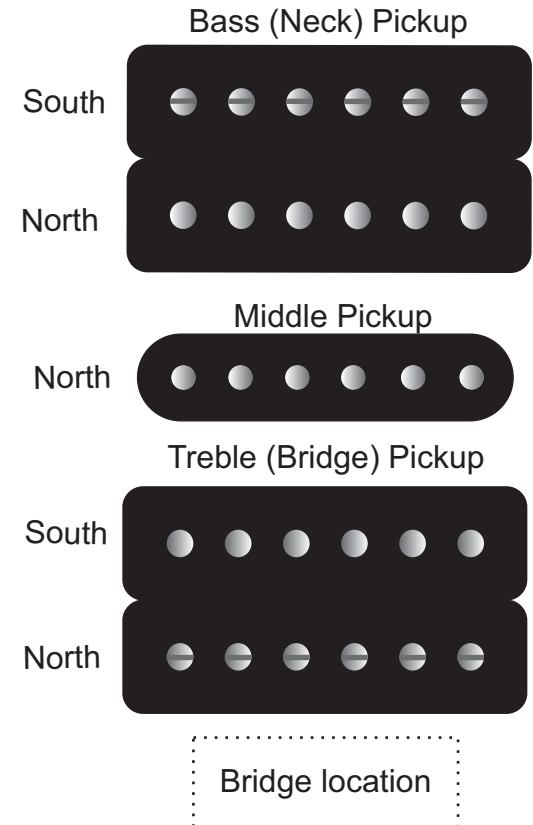
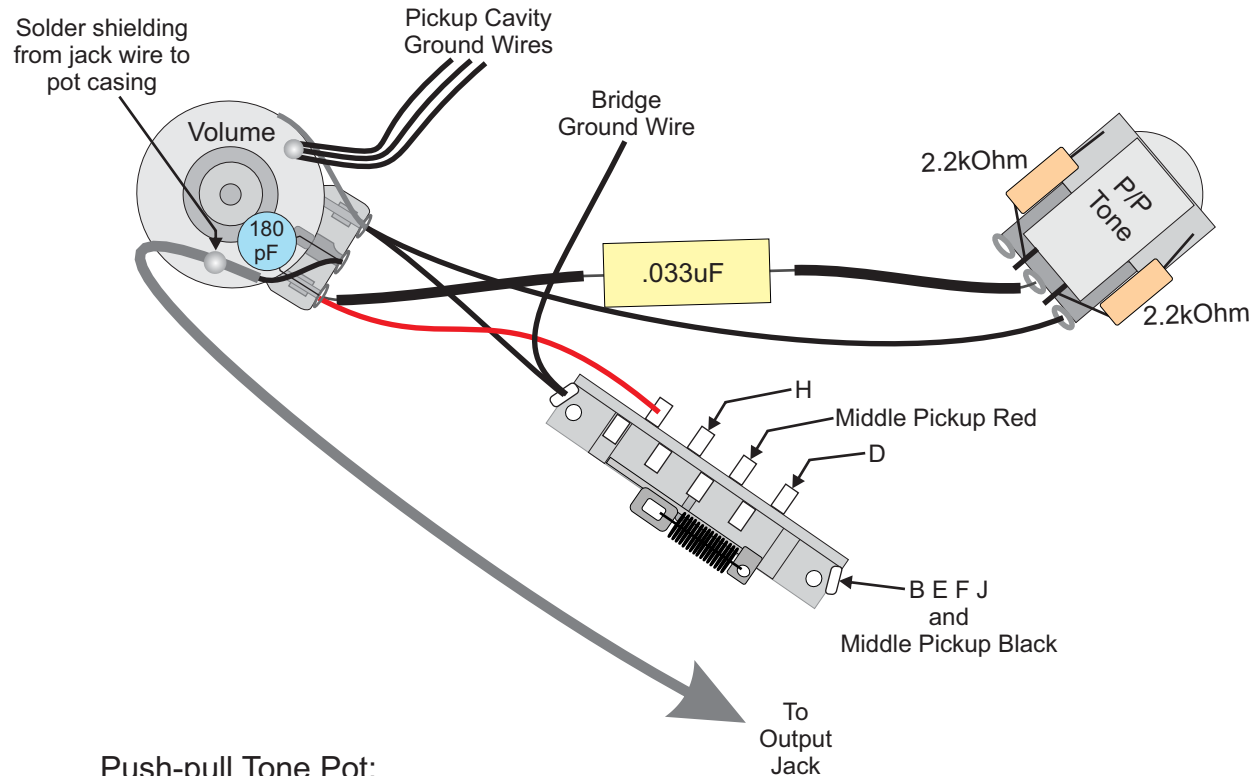
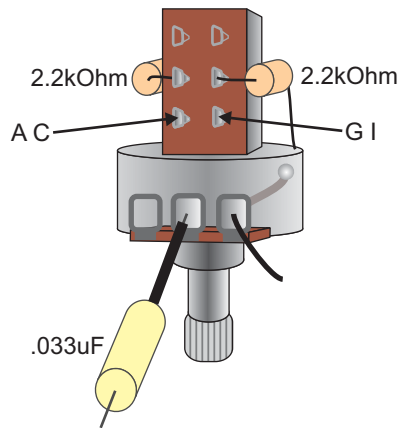


Model:
PRS CE 24 Special

Note: Pickup shape is just for reference.
All pickups using this diagram
shall be oriented in this manner.



Push-pull Tone Pot:



Bass Pickup Wires

A - Green
B - Red
C - White
D - Black
E - Orange

Treble Pickup Wires

F - Green
G - Red
H - White
I - Black
J - Orange

Operating Instructions

5-way Blade Pickup Switch:

Position 1 (down) - Treble Pickup
Position 2 - Treble Humbucking Pickup and
Middle Single Coil
Position 3 - Middle Single Coil
Position 4 - Middle Single Coil and Bass
Humbucking Pickup
Position 5 (up) - Bass Humbucking Pickup

Push-Pull Tone Pot:

Down - Humbucker Mode
Up - Single Coil Mode