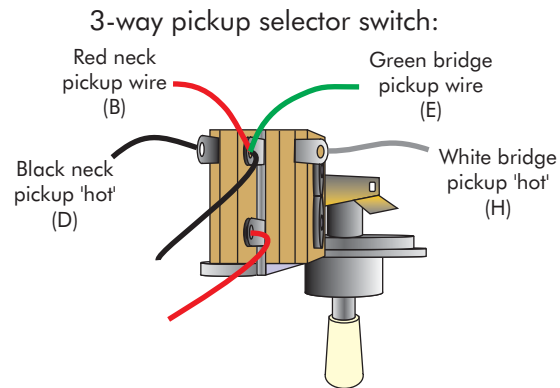
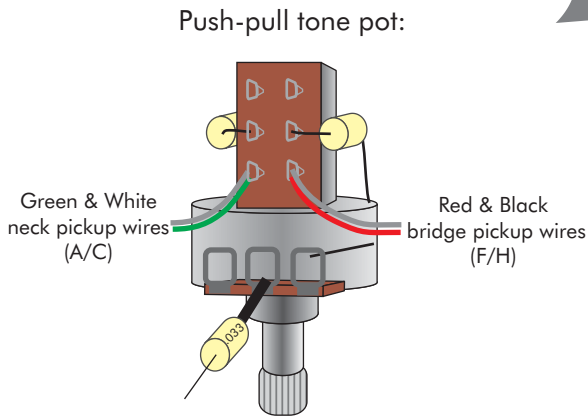
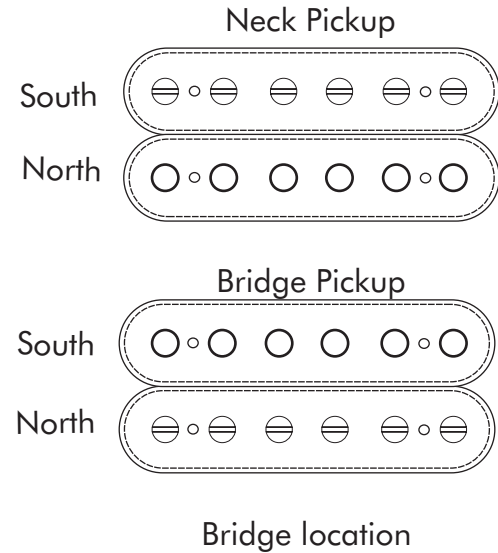
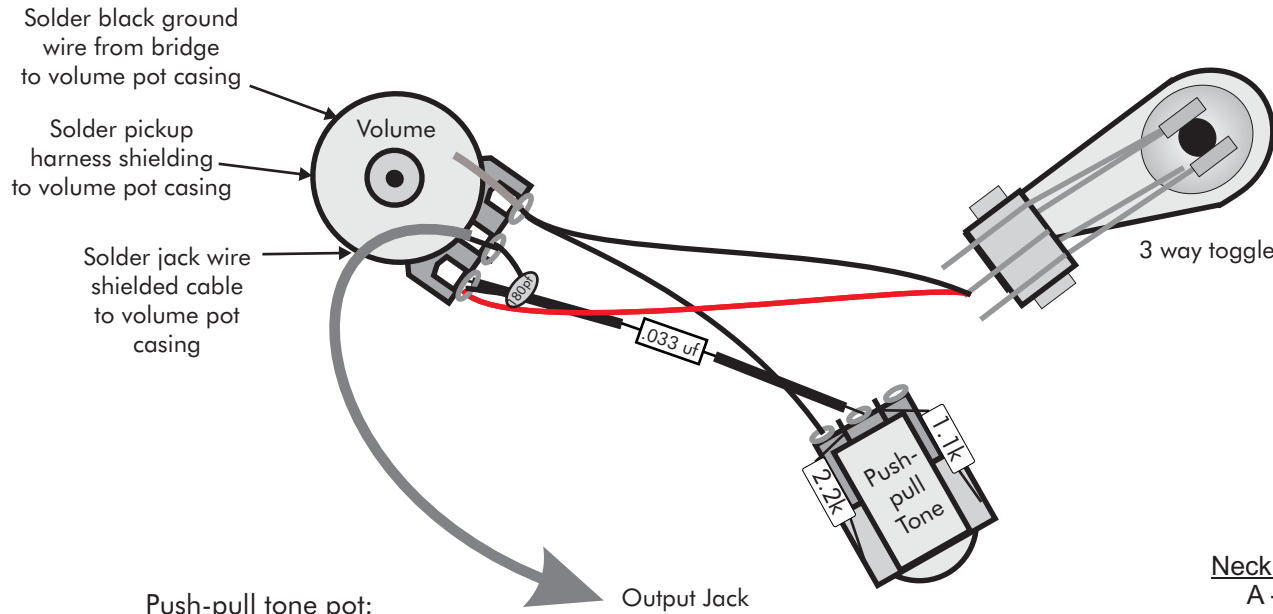


Used on these models:  
 PRS SE CE24  
 PRS SE CE24 Standard  
 PRS SE CE24 Standard Stoptail Satin

Note Pickup shape is just for reference.  
 All pickups using this diagram  
 shall be oriented in this manner.



<u>Neck Pickup Wires:</u>	<u>Bridge Pickup Wires:</u>
A - Green	E - Green
B - Red	F - Red
C - White	G - White
D - Black	H - Black

Operating Instructions

- 3-way toggle pickup switch:  
 Position 1 (down) - Treble Pickup  
 Position 2 - Treble and Bass Pickups  
 Position 3 (up) - Bass Pickup
- Push-Pull Tone Pot:  
 Down - Humbucker Mode  
 Up - Single Coil Mode